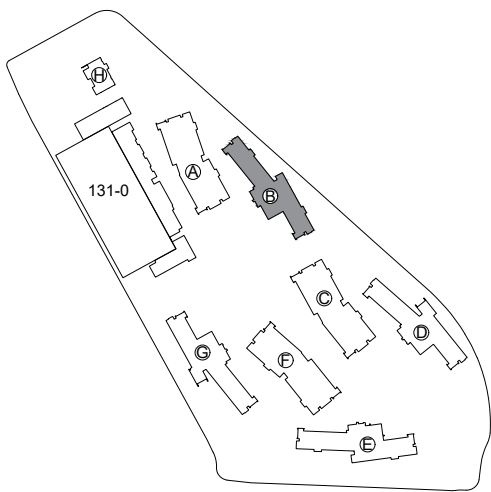
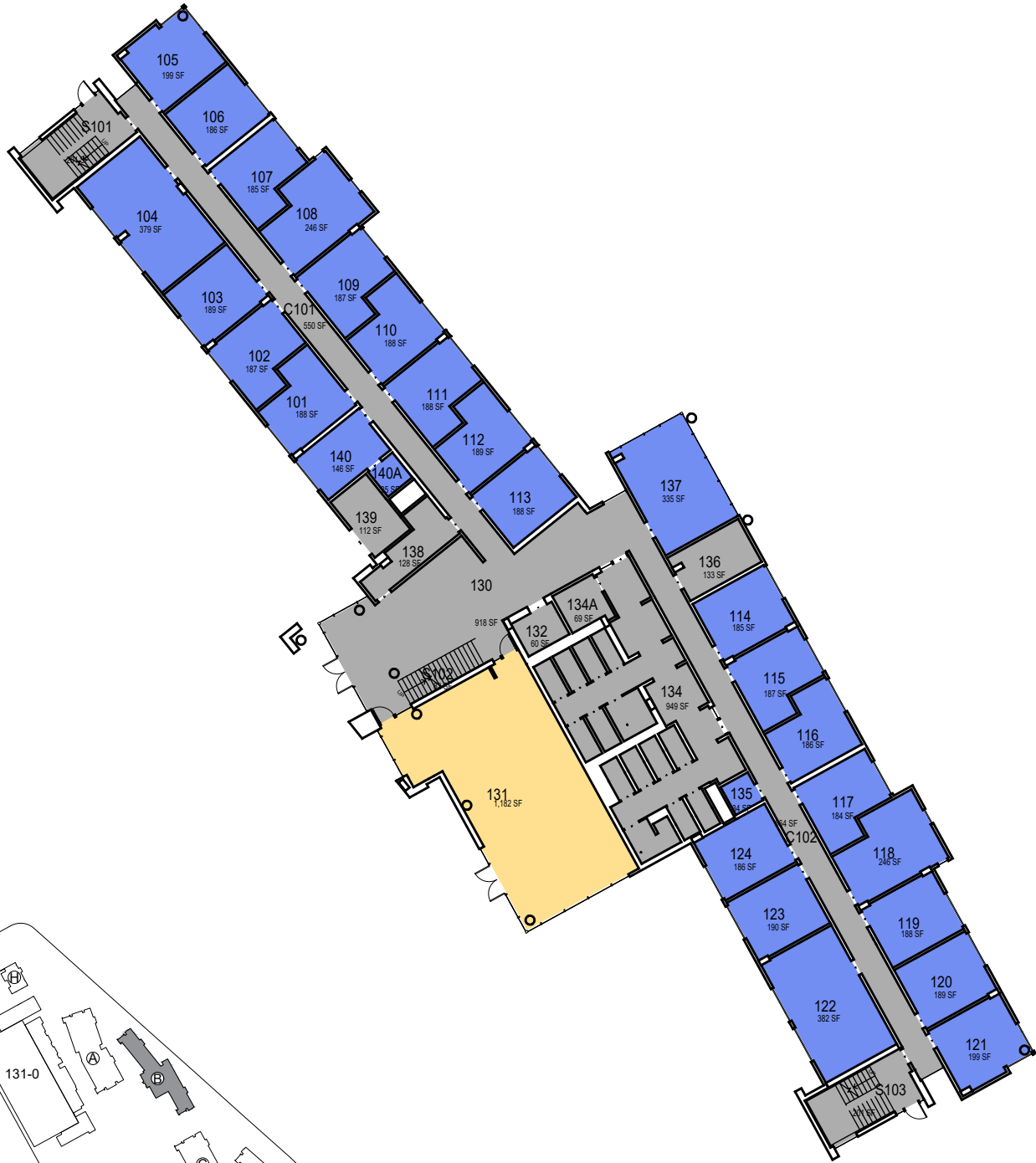


O:\Planroom\Database\building_Floor_Plans\Plan_Book\Building 172-B_elewexe.dwg AutoCAD PDF (High Quality Print).pc3 ANSI full bleed A (8.50 x 11.00 inches) CP Floor Plans.ctb



VICINITY MAP



elewexe

Floor 1

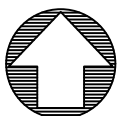
FACILITIES MANAGEMENT AND DEVELOPMENT

Space Data http://afd.calpoly.edu/facilities/spacefacility/space_data.asp

000 UNASSIGN	400 STUDY	800 HEALTH
100 CLASS	500 SPECIAL	900 RESIDENTIAL
200 LAB	600 GENERAL	
300 OFFICE	700 SUPPORT	

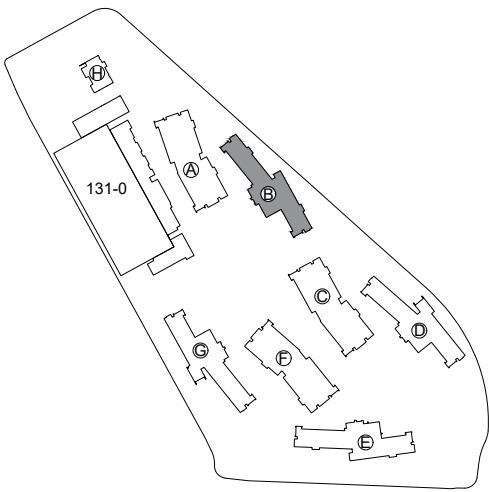
Room Use

March 2022



1" = 30'-0"

O:\Planroom\Database\building_Floor_Plans\Plan_Book\Building 172-B_elewexe.dwg AutoCAD PDF (High Quality Print).pc3 ANSI full bleed A (8.50 x 11.00 inches) CP Floor Plans.ctb



VICINITY MAP



elewexe

Floor 2

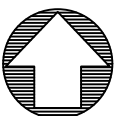
FACILITIES MANAGEMENT AND DEVELOPMENT

Space Data http://afd.calpoly.edu/facilities/spacefacility/space_data.asp

000 UNASSIGN	400 STUDY	800 HEALTH
100 CLASS	500 SPECIAL	900 RESIDENTIAL
200 LAB	600 GENERAL	
300 OFFICE	700 SUPPORT	

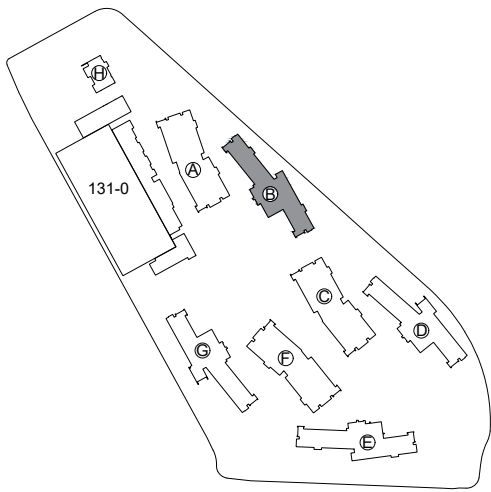
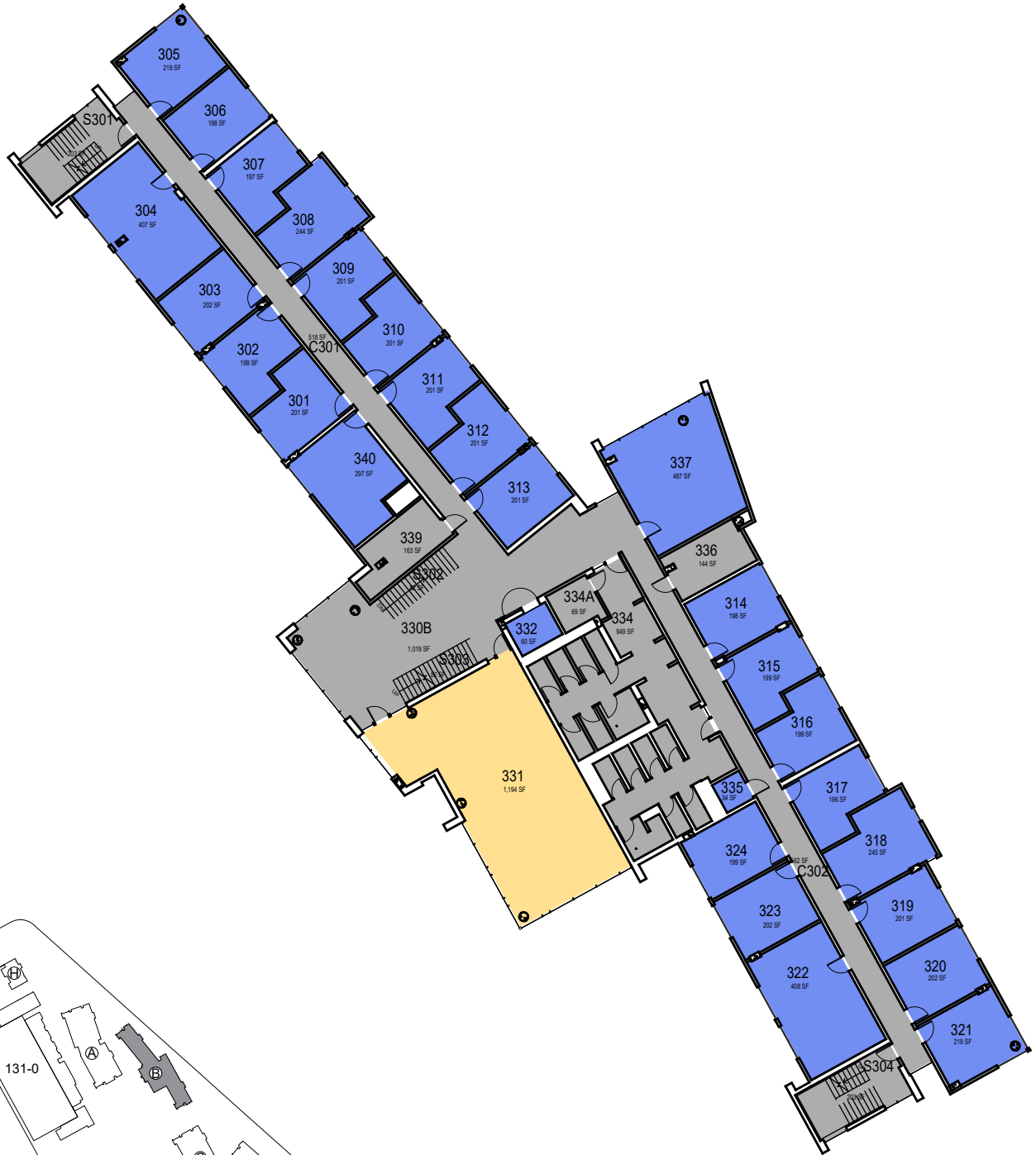
Room Use

March 2022



1" = 30'-0"

O:\Planroom\Database\building_Floor_Plans\Plan_Book\Building 172-B_elewexe.dwg AutoCAD PDF (High Quality Print).pc3 ANSI full bleed A (8.50 x 11.00 inches) CP Floor Plans.ctb



VICINITY MAP



elewexe

Floor 3

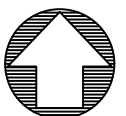
FACILITIES MANAGEMENT AND DEVELOPMENT

Space Data http://afd.calpoly.edu/facilities/spacefacility/space_data.asp

000 UNASSIGN	400 STUDY	800 HEALTH
100 CLASS	500 SPECIAL	900 RESIDENTIAL
200 LAB	600 GENERAL	
300 OFFICE	700 SUPPORT	

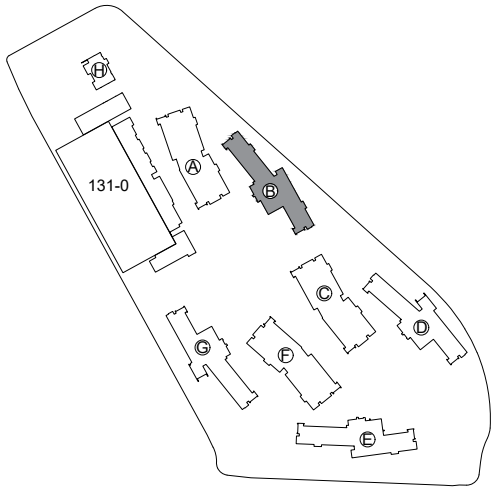
Room Use

March 2022



1" = 30'-0"

O:\Planroom\Database\building_Floor_Plans\Plan_Book\Building 172-B_elewexe.dwg AutoCAD PDF (High Quality Print).pc3 ANSI full bleed A (8.50 x 11.00 inches) CP Floor Plans.ctb



VICINITY MAP



elewexe

Floor 4


FACILITIES MANAGEMENT AND DEVELOPMENT

Space Data http://afd.calpoly.edu/facilities/spacefacility/space_data.asp

000 UNASSIGN	400 STUDY	800 HEALTH
100 CLASS	500 SPECIAL	900 RESIDENTIAL
200 LAB	600 GENERAL	
300 OFFICE	700 SUPPORT	

Room Use

March 2022



1" = 30'-0"